

**Appendix - 1.1**  
(Reference: Paragraph 1.1.7.1.3)  
**Statement of Budget Allocation for Elementary Education (All amounts in ₹ crore)**

Year	Total Outlay			State Budget	As % of State Budget	Expenditure		
	Non-Plan	Plan	Total			Non-Plan	Plan	Total
1999-2000	189.20	15.00	204.20	2,526.86	8.08%			
2006-07	148.80	18.92	167.72	3,771.12	4.45%	153.17	18.96	172.13
2007-08	160.83	40.55	201.38	4,363.39	4.62%	162.69	35.30	197.99
2008-09	187.72	3.99	191.71	4,848.37	3.95%	186.69	3.67	190.36
2009-10	235.28	20.46	255.74	5,283.92	4.84%	220.93	11.68	232.61
2010-11	307.54	19.00	326.54	6,894.04	4.74%	266.20	18.36	284.56
<b>Total (2006 - 11)</b>			<b>1,143.09</b>				<b>Total</b>	<b>1,077.65</b>

Source: Appropriation Accounts

**Appendix - 1.2**  
(Reference: Paragraph 1.1.7.2)  
**Table – A: SSA Fund Position during the period from 2006 – 11 (₹ in lakh)**

Year	Approved Outlay	Opening Balance	GOI Share released		State Share released		Interest Receipt	Misc <sup>1</sup> Re-ceipts	Total Fund available available during the year (3+4+6+8+9)	Expenditure	Closing balance (10-11)
			Amount	As % of outlay	Amount	As % of outlay					
1	2	3	4	5	6	7	8	9	10	11	12
2006-07	6,205.11	2,506.20	1,892.39	30%	726.55	12%	17.96	3.80	5,146.90	2,327.96	2,818.95
2007-08	3,683.85	2,818.95	1,834.11	50%	-	0%	13.15	-	4,666.21	1,617.12	3,049.08
2008-09	3,929.68	3,086.34	321.21	8%	396.23	10%		20.79	3,824.57	2,230.16	1,594.41
2009-10	5,285.52	1,594.41	1,500.00	28%	587.28	11%		22.27	3,703.96	1,443.14	2,260.82
2010-11	15,970.86	2,260.82	13,253.77	83%	600.00	4%	212.84	-	16,327.43	10,106.26	6,221.17
<b>Total</b>	<b>35,075.02</b>		<b>18,801.48</b>	<b>54%</b>	<b>2,310.06</b>	<b>7%</b>	<b>243.95</b>	<b>46.86</b>	<b>23,945.81</b>	<b>17,724.64</b>	

NB: The opening balance for 2008-09 is inclusive of the ₹7.25 lakh for KGBV which was not depicted in the UC for 2007-08.

Source: Figures for 2006-08 are as per UC dated 22/05/2010; figures are as per UC dated 05/05/2010; figures for 2009-10 are as per UC dated 09/09/2010; figures for 2010-11 are unaudited figures provided by SMA.

(Reference: Paragraph 1.1.7.2.2)  
**Table – B: Statement showing delay in release of SSA fund (All amounts ₹ in lakh)**

Year	Instal-ment	Central Share				State Share			
		Due Date	Amount	Date of receipt	Delay in days	Due Date	Amount	Date of receipt	Delay in days
2006-07	1st	30-04-2006	1,881.00	09-05-2006	9	08-06-2006	399.78	17-02-2007	254
2006-07	2nd	30-09-2006	9.24	20-09-2006		20-10-2006	326.77	31-03-2007	162
2006-07	3rd	30-09-2006	33.98	05-12-2006	66				
2007-08	1st	30-04-2007	1,850.95	30-01-2008	275	29-02-2008		Not Released	
2007-08	2nd	30-09-2007	Not Released			30-10-2007		Not Released	
2008-09	1st	30-04-2008	321.21	23-03-2009	327	30-05-2008	120.99	18-06-2008	
2008-09	2nd	30-09-2008	Not Released			30-10-2008	275.24	30-03-2009	151
2009-10	1st	30-04-2009	500.00	10-05-2009	10	09-06-2009	587.28	22-01-2010	227
2009-10	2nd	30-09-2009	1,000.00	02-02-2010	125	04-03-2010			
2010-11	1st	30-04-2010	4,912.00	20-07-2010	81	19-08-2010			
2010-11	2nd	30-09-2010	3,500.00	11-11-2010	42	11-12-2010	545.75	31-03-2011	110
2010-11	3rd	30-09-2010	4,841.77	31-01-2011	123	02-03-2011			

Source: State Mission Authority Records

<sup>1</sup> Interest receipt, security deposit, fees from selling forms for recruitment etc.

## Appendix - 1.2

(Reference: Paragraph 1.1.7.2.3)

Table – C: Fund meant for “Management Cost” diverted for unauthorised Civil Works

Sl. No.	Name of work	Estimated cost (₹)	Time allowed	Advance drawn in Sept 2010 (₹)	Advance drawn in March 2011 (₹)	As of September 2011 <sup>2</sup>	
						Physical Progress	Financial Progress
1	Renovation of Conference Hall at SSA Complex, Babupara, Imphal	33,55,000	12 months	10,00,000	25,00,000	51.42%	17,25,025
2	Renovation work of Administrative and General Sections at SSA Complex, Babupara, Imphal	48,82,500	12 months	10,00,000		24.98%	12,19,546
3	Construction of Staff Toilet Block at SSA Complex, Babupara, Imphal	9,27,000	6 months	5,00,000		Not Yet Started	
<b>Total</b>		<b>91,64,500</b>		<b>25,00,000</b>	<b>25,00,000</b>		<b>29,44,571</b>

Source: State Mission Authority Records

(Reference: Paragraph 1.1.7.2.4(iii))

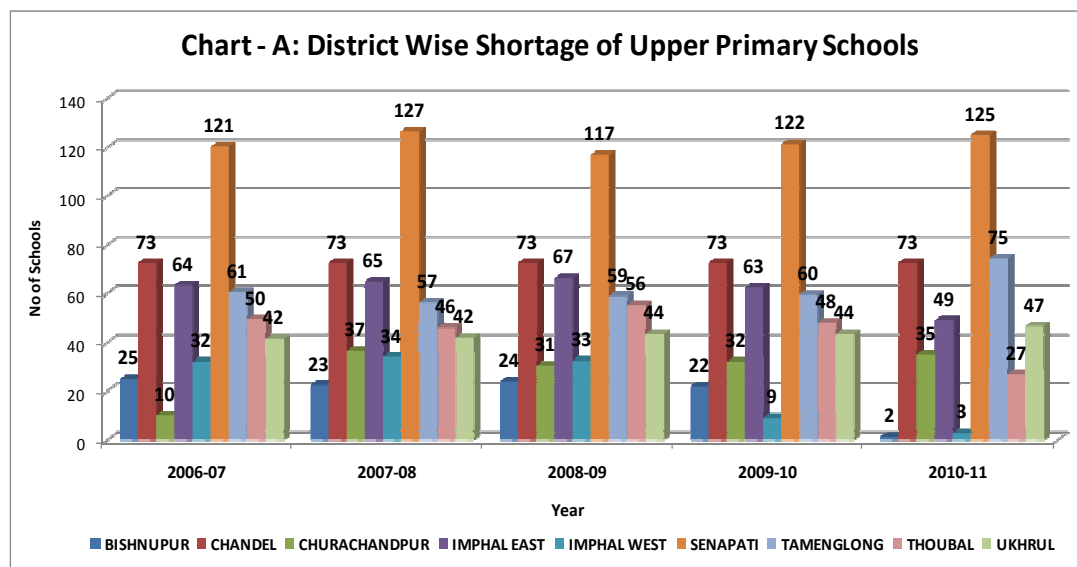
Table – D: Multiple Bank Accounts Operated by District Project Officer, SSA Bishnupur

Sl. No.	Account No & Bank	Type of Account	Particulars	Balance in account	Balance as on	Remark
1	31084515706 of SBI Bishnupur	Current Account	Account opened on 08/03/10 and operated by DPO and ADPO	1,600	09/09/11	Bank intimated to close the account
2	11754567287 of SBI Bishnupur	Current Account	Operated by DC and DPO	1,89,23,242	09/09/11	Main account of SSA
3	08540200000807 of UCO Bishnupur	Current Account	Opened in 2004-05 and dormant since 2009-10. Operated by the then DPO Sh N Surjit	2,743	24/03/11	Stated will be closed very soon
4	08540100009241 of UCO Bishnupur	Saving Account	Opened in 2004-05 and dormant since 2009-10. Operated by the then DC Sh Nobert Disinang & DPO Sh N Surjit	6,63,809	24/03/11	Stated will be closed very soon
<b>Total</b>				<b>1,95,91,394</b>		

Source: State Mission Authority Records

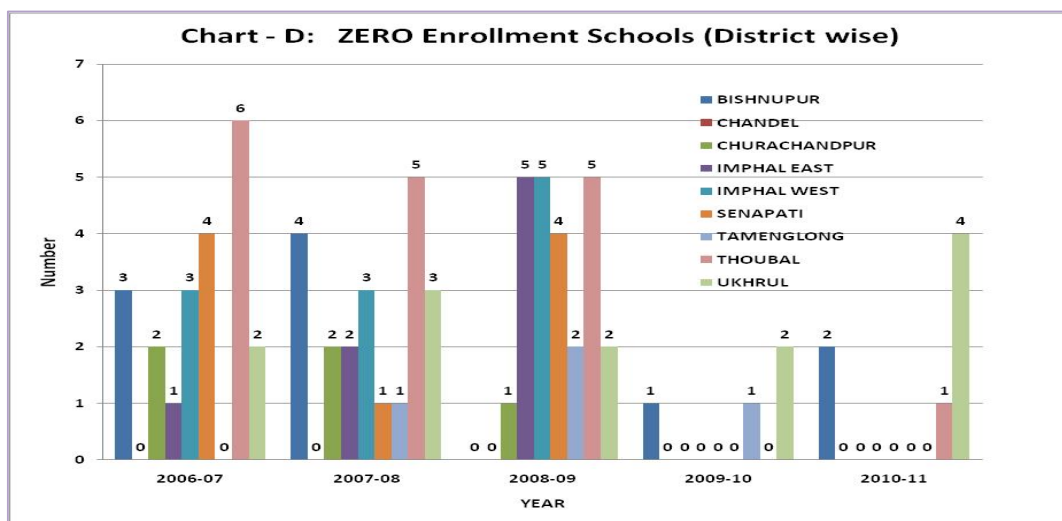
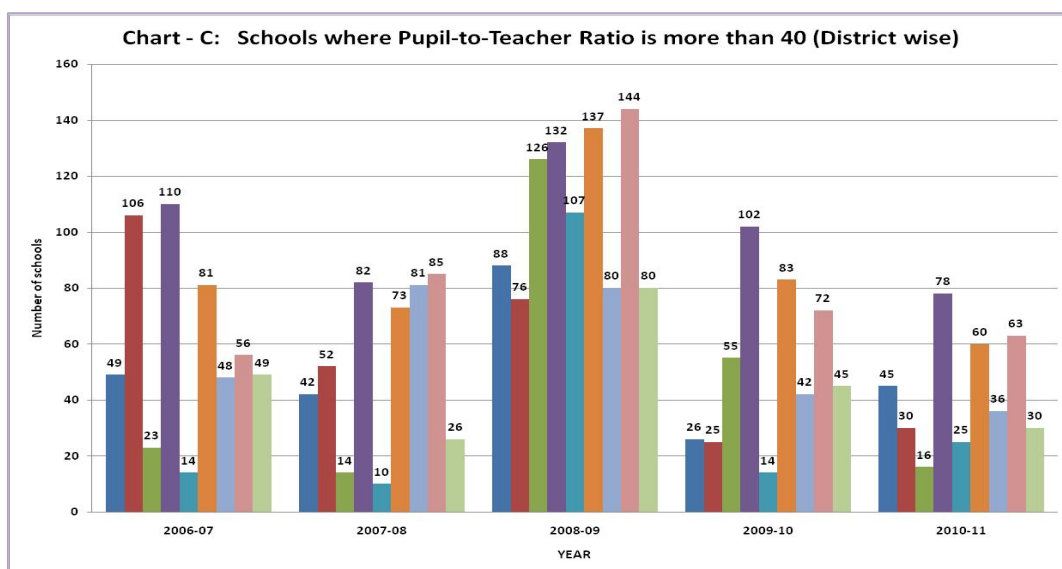
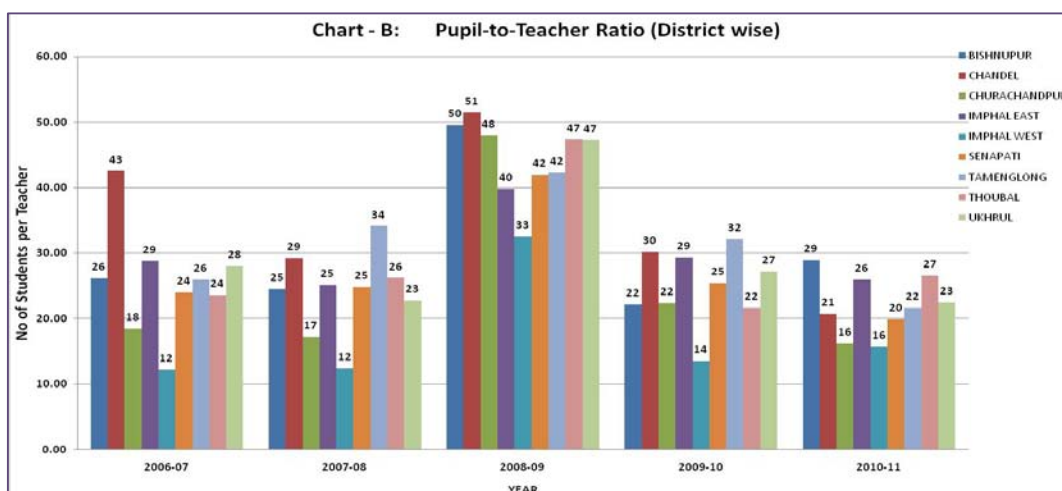
## Appendix - 1.3

(Reference: Paragraph 1.1.7.3.2(i))

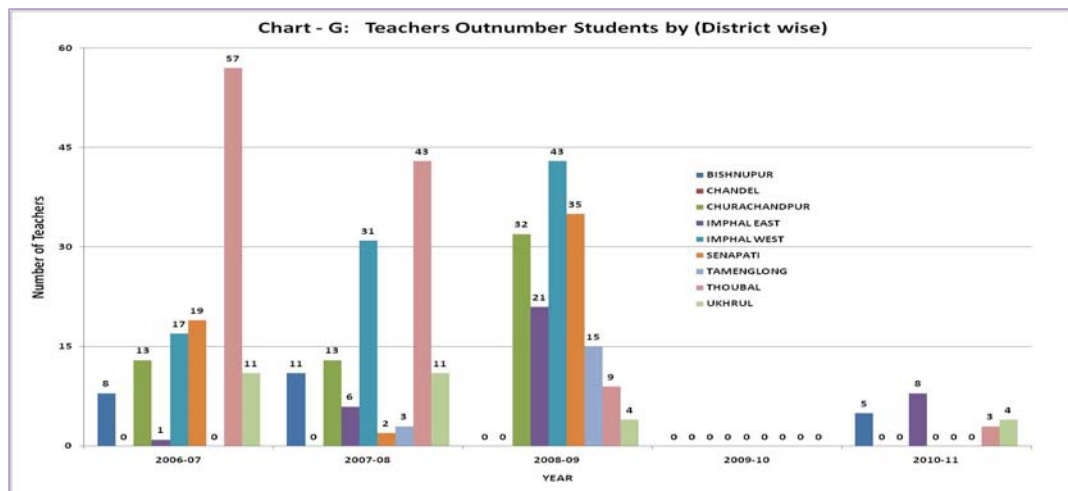
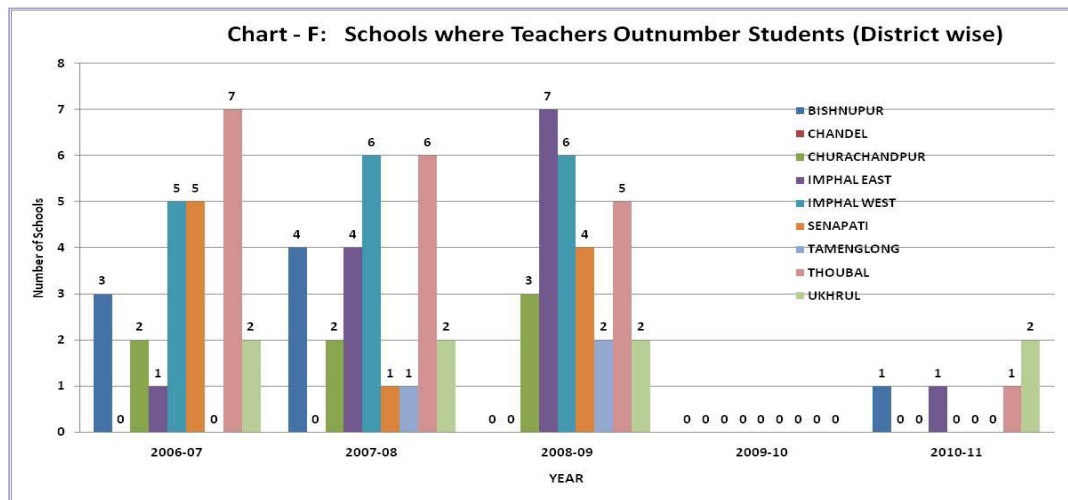
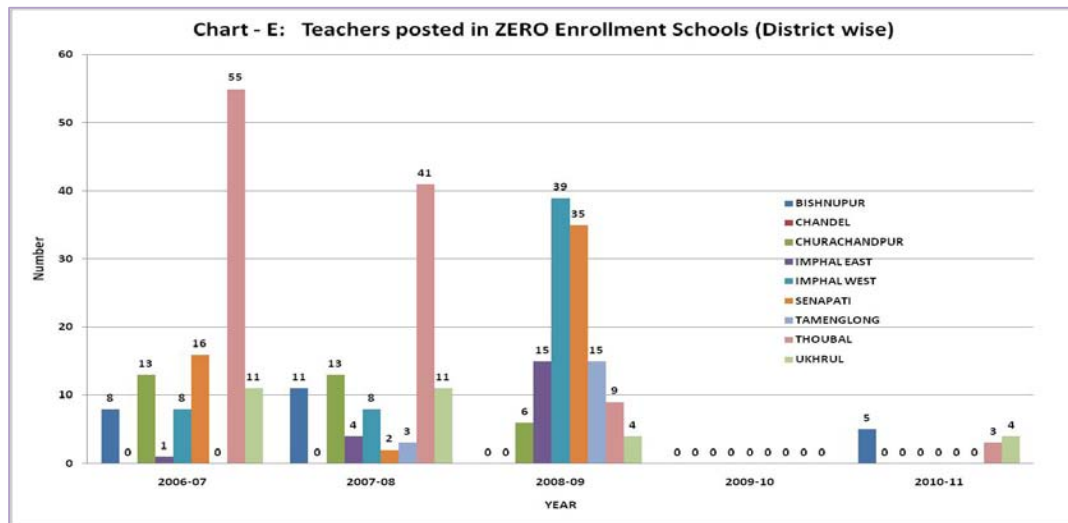


<sup>2</sup> Physical and financial progress called for in February 2012 was not furnished.

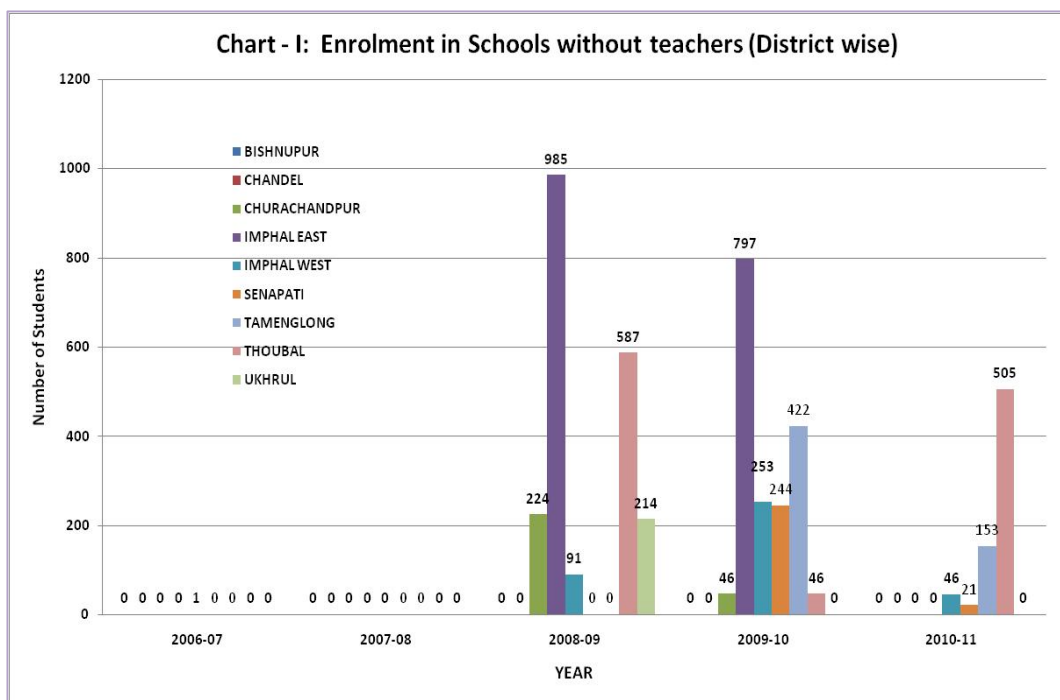
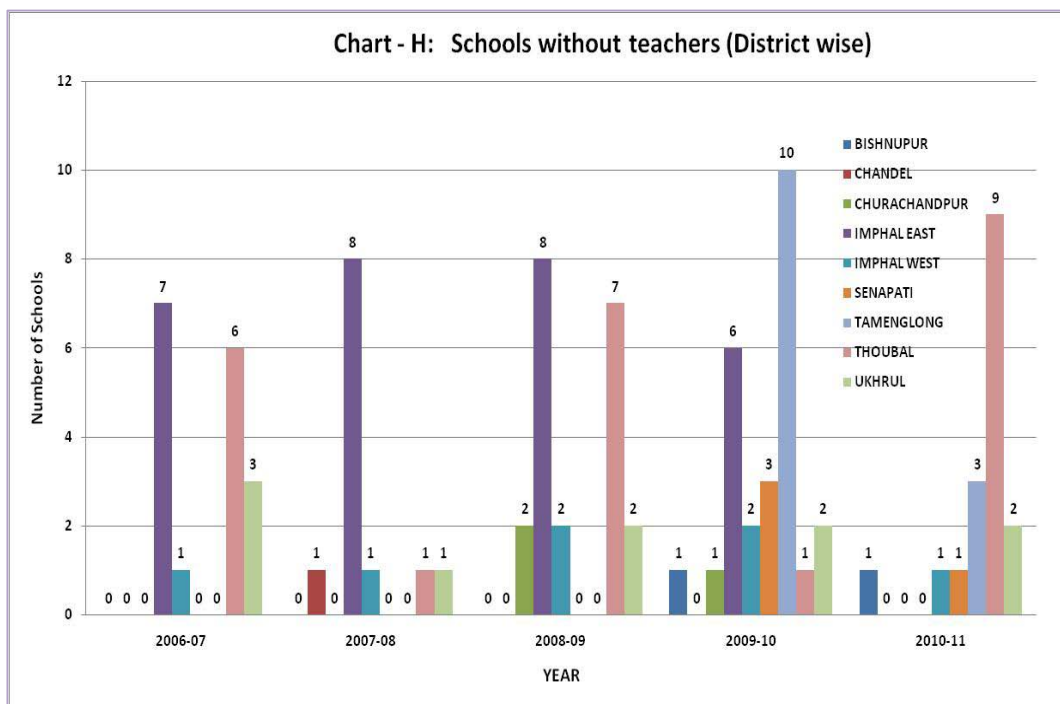
### Appendix – 1.3 (Reference: Paragraph 1.1.7.3.2(iii))



### Appendix – 1.3 (Reference: Paragraph 1.1.7.3.2(iii))



**Appendix – 1.3**  
(Reference: Paragraph 1.1.7.3.2(iii))



### Appendix - 1.3A

(Reference: Paragraph 1.1.7.3.2 (iii))

**Table A: Teachers posted in schools where there was no enrolment**

Academic year	School name	No of teachers in zero enrolment schools	Block name	District name
2006-07	CITY HIGH SCHOOL	7	IMC	IMPHAL WEST
2007-08		7		
2006-07	ELANGKHANPOKPI H/S (REC.)	8	KAKCHING	THOUBAL
2007-08		8		
2006-07	GOKUL HIGH SCHOOL (AIDED)	4	BISHNUPUR	BISHNUPUR
2007-08		4		
2006-07	KAKCHING HIGHER SEC. SCHOOL	10	KAKCHING	THOUBAL
2007-08		10		
2006-07	MAPITHEL AIDED HS	7	KASOM KL.	UKHRUL
2007-08		7		
2006-07	MAYENGBAM LEIKAI JR. H.S.	1	IMC	IMPHAL WEST
2007-08		1		
2006-07	NACHOU L.P.S	1	BISHNUPUR	BISHNUPUR
2007-08		1		
2009-10		0		
2006-07	NUNGSEKPUNJI L/P	1	JIRIBAM	IMPHAL EAST
2007-08		1		
2006-07	PHUBALA HIGH SCHOOL	3	BISHNUPUR	BISHNUPUR
2007-08		3		
2006-07	SUGNU H/S	7	KAKCHING	THOUBAL
2007-08		11		
2006-07	TONGOU AIDED H/S	4	UKHRUL	UKHRUL
2007-08		4		
2006-07	VALTE KHAMZATHANG H/S (AIDED)	10	CHURACHANDPUR	CHURACHANDPUR
2007-08		10		
2006-07	WANGO H/S	8	KAKCHING	THOUBAL
2007-08		8		

Source: DISE data

## Appendix - 1.3A

(Reference: Paragraph 1.1.7.3.2(iii))

Table B: Enrolment in Teacher-less Schools

Academic year	School name	District name	Block name	Enrolment
2009-10	ARONG KH. H. K. L.P.S.	THOUBAL	KAKCHING	30
2010-11	ARONG KH. H. K. P/S	THOUBAL	KAKCHING	30
2006-07	ARONG KHUNOU L.P.S.	THOUBAL	KAKCHING	0
2009-10	ARONG KHUNOU L.P.S.	THOUBAL	KAKCHING	60
2010-11	ARONG KHUNOU P/S	THOUBAL	KAKCHING	48
2006-07	BABUKHAL P/S	IMPHAL EAST	JIRIBAM	0
2007-08	BABUKHAL P/S	IMPHAL EAST	JIRIBAM	0
2009-10	BABUKHAL P/S	IMPHAL EAST	JIRIBAM	35
2009-10	CHAIREL L.P.S.	THOUBAL	KAKCHING	9
2010-11	CHAIREL P/S	THOUBAL	KAKCHING	42
2006-07	CHINGJAO P/S.	THOUBAL	KAKCHING	0
2009-10	CHINGJAO P/S.	THOUBAL	KAKCHING	25
2010-11	CHINGJAO P/S.	THOUBAL	KAKCHING	48
2006-07	JIRIMUKH L/P	IMPHAL EAST	JIRIBAM	0
2007-08	JIRIMUKH L/P	IMPHAL EAST	JIRIBAM	0
2009-10	JIRIMUKH L/P	IMPHAL EAST	JIRIBAM	79
2006-07	KOMNAO P/S.	THOUBAL	KAKCHING	0
2007-08	KOMNAO P/S.	THOUBAL	KAKCHING	0
2009-10	KOMNAO P/S.	THOUBAL	KAKCHING	33
2010-11	KOMNAO P/S.	THOUBAL	KAKCHING	48
2010-11	LAPHUPAT TERA P/S.	THOUBAL	KAKCHING	52
2006-07	LAPUPAT TERA P/S.	THOUBAL	KAKCHING	0
2009-10	LAPUPAT TERA P/S.	THOUBAL	KAKCHING	25
2009-10	NEW THENJANG SVS	TAMENGLONG	TAMEI	46
2010-11	NEW THENJANG SVS	TAMENGLONG	TAMEI	48
2007-08	NUNGSHEKPUNJI L.P/S	IMPHAL EAST	JIRIBAM	0
2009-10	NUNGSHEKPUNJI L.P/S	IMPHAL EAST	JIRIBAM	120
2006-07	SAIKHULPAL L/P. SCHOOL	IMPHAL EAST	JIRIBAM	0
2007-08	SAIKHULPAL L/P. SCHOOL	IMPHAL EAST	JIRIBAM	0
2009-10	SAIKHULPAL L/P. SCHOOL	IMPHAL EAST	JIRIBAM	149

*Source: DISE data*

**Table C: Schools where teachers outnumber students**

Academic year	School name	Block name	District name	Enro-ment	No of Teachers	Teachers exceed students by
2006-07	CHINGTHAM LEIKAI POPULAR JR.HS	WANGOI	Imphal West	3	9	6
2007-08	CHINGTHAM LEIKAI POPULAR JR.HS	WANGOI	Imphal West	7	8	1
2006-07	CITY HIGH SCHOOL	IMC	Imphal West	0	7	7
2007-08	CITY HIGH SCHOOL	IMC	Imphal West	0	7	7
2006-07	ELANGKHANPOKPI H/S (REC.)	KAKCHING	THOUBAL	0	8	8
2007-08	ELANGKHANPOKPI H/S (REC.)	KAKCHING	THOUBAL	0	8	8
2006-07	GOKUL HIGH SCHOOL (AIDED)	BISHNUPUR	BISHNUPUR	0	4	4
2007-08	GOKUL HIGH SCHOOL (AIDED)	BISHNUPUR	BISHNUPUR	0	4	4
2006-07	KAKCHING HIGHER SEC. SCHOOL	KAKCHING	THOUBAL	0	10	10
2007-08	KAKCHING HIGHER SEC. SCHOOL	KAKCHING	THOUBAL	0	10	10
2006-07	KSHETRI LEIKAI H/S (AIDED)	THOUBAL	THOUBAL	2	4	2
2007-08	KSHETRI LEIKAI H/S (AIDED)	THOUBAL	THOUBAL	0	4	4
2006-07	MAPITHEL AIDED HS	KASOM KL.	UKHRUL	0	7	7
2007-08	MAPITHEL AIDED HS	KASOM KL.	UKHRUL	0	7	7
2006-07	MAYENGBAM LEIKAI JR. H.S.	IMC	Imphal West	0	1	1
2007-08	MAYENGBAM LEIKAI JR. H.S.	IMC	Imphal West	0	1	1
2006-07	NACHOU L.P.S	BISHNUPUR	BISHNUPUR	0	1	1
2007-08	NACHOU L.P.S	BISHNUPUR	BISHNUPUR	0	1	1
2006-07	NUNGSEKPUNJI L/P	JIRIBAM	IMPHAL EAST	0	1	1
2007-08	NUNGSEKPUNJI L/P	JIRIBAM	IMPHAL EAST	0	1	1
2006-07	PHUBALA HIGH SCHOOL	BISHNUPUR	BISHNUPUR	0	3	3
2007-08	PHUBALA HIGH SCHOOL	BISHNUPUR	BISHNUPUR	0	3	3
2006-07	SUGNU H/S	KAKCHING	THOUBAL	0	7	7
2007-08	SUGNU H/S	KAKCHING	THOUBAL	0	11	11
2006-07	TONGOU AIDED H/S	UKHRUL	UKHRUL	0	4	4
2007-08	TONGOU AIDED H/S	UKHRUL	UKHRUL	0	4	4
2006-07	VALTE KHAMZATHANG H/S (AIDED)	CC PUR	CC PUR	0	10	10
2007-08	VALTE KHAMZATHANG H/S (AIDED)	CC PUR	CC PUR	0	10	10
2006-07	WANGOO H/S	KAKCHING	THOUBAL	0	8	8
2007-08	WANGOO H/S	KAKCHING	THOUBAL	0	8	8

Source: DISE data

#### Appendix - 1.4

(Reference: Paragraph 1.1.7.3.3)

**Statement showing quantity of text books procured for distribution under SSA during the period from 2006 – 07 to 2010 - 11**

Year	Academic Year	Dt of placing Supply Order	No of Text Books Ordered	Amount Paid	Date of Receipt of Text Books	Date of commencement of Academic Session	Delay after commencement of academic year
2006-07	2006	07-02-06	11,48,447	3,91,05,568	Mar-06	Feb-06	one month
2007-08	2007	08-01-07	14,67,299	3,92,01,995	Feb-07	Feb-07	On time
2008-09	2008	29-01-08 & 26-02-08	13,76,648	3,48,02,645	Mar-08	Feb-08	one month
2009-10	2009	31-03-09	26,63,058	3,30,00,000	Apr-09	Feb-09	Two Months
2010-11	2010	12-03-10 & 29-07-10	15,26,698	3,73,24,665	Jul-10	Apr-10	Three Months
		<b>Total</b>	<b>81,82,150</b>	<b>18,34,34,873</b>			

Source: Data furnished by State Mission Authority



**Appendix - 1.5**  
(Reference: Paragraph 1.1.7.3.4(i) & 1.1.7.3.4(ii))

**Table A: Statement showing ACRs sanctioned and executed in schools visited/schools which reported**

Sl. No.	Name of District	Name of School	Civil Works sanctioned		Details of sanction (No of ACR @ Cost in ₹ in lakh in year of sanction)	Audit Findings during school visits	Civil Works Not Accounted	
			No. of ACR	Cost (₹ Lakhs)			No. of ACR	Cost (₹ in lakhs)
1	Bishnupur	BALARAM KHUL L.P.S	3	10.22	1 @ 1.5 in 2009-10; 2 @ 8.72 in 2010-11	3 ACRs upto lintel level with RCC column and beams; two toilets		
2	Bishnupur	BISHNUPUR CHINGNING MUSLIM P/S	3	7.36	1 each @ 1.5 in 2006-07 & 2009-10; 1 @ 4.36 in 2010-11	No ACR seen. Two toilets constructed	3	7.36
3	Bishnupur	KHOIJUMAN JR. H/S	2	8.72	2 @ 8.72 in 2010-11	Completed awaiting inauguration, no RCC visible		
4	Bishnupur	MADHUMATI JR. H.S.	1	2	1 @ 2 in 2009-10	1 ACR upto lintel level, no RCC used		
5	Bishnupur	MAIBAM LOKPACHING P/S	4	11.72	1 each @ 1.5 in 2006-07 & 2009-10; 2 @ 8.72 in 2010-11	3 ACRs (2 big, 1 small) upto lintel level. No RCC, made to appear as RCC	1	1.5
6	Bishnupur	NGAIKHONG H.S.	3	7.86	1 @ 1.5 in 2006-07; 1 @ 2 in 2009-10 & 2009-10; 1 @ 4.36 in 2010-11	No sign of ACR construction. HM claim that one ACR collapsed while roof of one ACR blown off by storm	3	7.86
7	Bishnupur	Phojing Girls PS	1	2	1 @ 2 in 2009-10	ACR completed upto lintel level. RCC column seen		
8	Bishnupur	Phubala Jr. H/S	2	3.5	1 @ 1.5 in 2006-07; 1 @ 2 in 2009-10	No sign of ACR construction. HM showed what looked like an attempt made to start construction of ACR long ago.	2	3.5
9	Bishnupur	SUNUSIPHA P/S	2	5.86	1 @ 1.5 in 2009-10; 1 @ 4.36 in 2010-11	2 ACRs of different sizes upto lintel level. No RCC seen. One class room had cow dung		
10	Bishnupur	UPOKPI P/S	3	7.36	1 each @ 1.5 in 2006-07 & 2009-10; 1 @ 4.36 in 2010-11	3 small ACRs upto lintel level. No RCC seen.		
11	Bishnupur	WAROICHING P/S	4	17.44	4 @ 17.44 in 2010-11	3 ACRs upto lintel level without RCC column. Brick work for another ACR collapsed. Two toilets being constructed.	1	4.36
12	Imphal East	ANDRO MAHENG DONG P/S	3	10.22	1 @ 1.5 in 2009-10; 2 @ 8.72 in 2010-11	Brick work of ACRs started. No RCC seen.		
13	Imphal East	BASHIKHONG JR HS	1	2	1 @ 1.5 in 2004-05 & 1 @ 2 in 2009-10	1 ACR under SSA		
14	Imphal East	Brahmapur P/S	1	1.5	1 @ 1.5 in 2006-07	No civils work seen	1	1.5
15	Imphal East	CHALLOU P/S	3	10.22	1 @ 1.5 in 2009-10 & 2 @ 8.72 in 2010-11	No ACR readily visible in the school premises. As school was closed, Audit could not get the opinion of the HM.	3	10.22
16	Imphal East	CHANAM SANDROK P/S	4	11.72	1 each @ 1.5 in 2006-07 & 2009-10; 2 @ 8.72 in 2010-11	Brick work on 3 ACRs started, work on 1 ACR just begun. RCC columns seen		
17	Imphal East	HARAOROU COSMOPOLITAN P/S	1	2	1 @ 2 in 2009-10	There was one ACR without doors & windows. CGI roofing was crumbling. No RCC seen		
18	Imphal East	Itam Nungoi LP	4	11.72	1 each @ 1.5 in 2006-07 & 2009-10; 2 @ 8.72 in 2010-11	2 ACRs upto lintel level. No RCC.	2	8.72
19	Imphal East	KANGLA UKOK P/S	1	4.36	1 @ 4.36 in 2010-11	1 ACRs upto lintel level. No RCC. ACR small in size		
20	Imphal East	KEIBI KHULLEN P.S.	1	2	1 @ 2 in 2009-10	ACR completed (SSA)		

21	Imphal East	SAGOLMANG P/S	3	10.22	1 @ 1.5 in 2009-10; 2 @ 8.72 in 2010-11	2 ACRs roofed but without doors, 1 ACR upto lintel level. No RCC		
22	Ukhrul	Greenland S.V	2	8.72	2 @ 8.72 in 2010-11	ACRs NIL. SGT under construction. Existing building crumbling.	2	8.72
23	Ukhrul	GRIHANG SPM JR HS	1	2	1 @ 2 in 2009-10	1 ACR completed and in use as reported by the HM		
24	Ukhrul	Hatha S.V	2	8.72	2 @ 8.72 in 2010-11	2 room structure - wall and roof of CGI and wooden floor, toilet being constructed	2	8.72
25	Ukhrul	HOOMI JR HS	3	5	1 each @ 1.5 in 2007-08 & 2008-09; 1 @ 2 in 2009-10	1 ACR - wooden building with CGI roofing	2	3.5
26	Ukhrul	Lakhan P/S	3	10.22	1 @ 1.5 in 2007-08; 2 @ 8.72 in 2010-11	The HM reported that ACRs not constructed in his school	3	10.22
27	Ukhrul	Lamlai (Ramrei) P/S	2	8.72	2 @ 8.72 in 2010-11	The HM reported that no fund for ACRs received till date and hence no construction has started in his school	2	8.72
28	Ukhrul	Leinganching P/S	1	1.5	1 @ 1.5 in 2007-08	The HM reported that 4 ACRs were built by MOBC	1	1.5
29	Ukhrul	Luiyainaotang S.V	2	8.72	2 @ 8.72 in 2010-11	There was nobody at the school premises. Roof of building was blown off and walls were crumbling and furniture stacked in one corner. There was no sign of construction	2	8.72
30	Ukhrul	New Canaan P/S	3	10.22	1 @ 1.5 in 2007-08; 2 @ 8.72 in 2010-11	The HM reported ACR constructed as "NIL"	3	10.22
31	Ukhrul	Ngaimu Jr. H/S(CRC)	2	3.5	1 @ 1.5 in 2007-08 ; 1 @ 2 in 2009-10	No ACR under SSA. Construction started under RMSA.	2	3.5
32	Ukhrul	Phalang P/S (CRC)	2	5.86	1 @ 1.5 in 2007-08; 1 @ 4.36 in 2010-11	The HM reported no fund released for ACR so no construction so far	2	5.86
33	Ukhrul	Pihang P/S	1	4.36	1 @ 4.36 in 2010-11	The HM reported that only SGT is under construction	1	4.36
34	Ukhrul	Sampui S.V	2	8.72	2 @ 8.72 in 2010-11	The HM reported no fund released for ACR so no construction so far	2	8.72
35	Ukhrul	SOMDAL NK HS	1	2	1 @ 2 in 2009-10	Completed awaiting inauguration, no RCC visible		
36	Ukhrul	SORDE JR HS	2	3.5	1 @ 1.5 in 2008-09 ; 1 @ 2 in 2009-10	The HM reported that ACRs are completed and being used		
37	Ukhrul	Veikhang Chingsang Jr.H/S	1	1.5	1 @ 1.5 in 2007-08	The HM reported ACR is completed but not yet used		
38	Ukhrul	VPH P/S	2	8.72	2 @ 8.72 in 2010-11	No new ACR. One wooden structure toilet constructed	2	8.72
<b>Total</b>			<b>82</b>	<b>251.98</b>		<b>Total</b>	<b>42</b>	<b>136.5</b>

Source: Headmasters' statement recorded during visits

**Appendix - 1.5**  
(Reference: Paragraph 1.1.7.3.4(i))

**Table B: Statement showing completed ACRs in the schools visited/which reported**

Sl. No.	Name of District	Name of School	Civil Works sanctioned		Details of sanction (No of ACR @ Cost in ₹lakh in year of sanction)	Audit Findings during school visits
			No. of ACR	Cost (₹ in lakhs)		
1	Bishnupur	KHOIJUMAN JR. H/S	2	8.72	2 @ 8.72 in 2010-11	Completed awaiting inauguration, no RCC visible
2	Imphal East	KEIBI KHULLEN P.S.	1	2	1 @ 2 in 2009-10	ACR completed (SSA)
3	Ukhrul	SOMDAL NK HS	1	2	1 @ 2 in 2009-10	Completed awaiting inauguration, no RCC visible
4	Ukhrul	SORDE JR HS	2	3.5	1 @ 1.5 in 2008-09 ; 1 @ 2 in 2009-10	The HM reported that ACRs are completed and being used
5	Ukhrul	Veikhang Chingsang Jr.H/S	1	1.5	1 @ 1.5 in 2007-08	The HM reported ACR is completed but not yet used
<b>Total</b>			<b>7</b>	<b>17.72</b>		

*Source: School Visit Report*

Appendix - 1.6

(Reference: Paragraph 1.1.7.3.5(i) & 1.1.7.3.5(ii))

Statement showing Audit's findings on computer facilities provided to schools

Sl. No.	Name of School	District	Infrastructure	Cost (₹ in lakh)	Date of Delivery Challan	Audit's findings
<b>Computers kept at the Headmaster's residence</b>						
1	KHOIJUMAN JR. H/S	Bishnupur	Multiseat Solution Computer Lab	4.60	Not furnished	PCs are stated to be kept at the HM's residence while solar panel with batteries and furniture are kept at KHOIJUMAN (Aided) JR. H/S
2	TOUPOKPI GOVT. JR. H/S	Bishnupur	Multiseat Solution Computer Lab	4.60	Not furnished	Only Solar panel with battery and 3 tables was available. Solar power system was stated to have worked for only three days. Remainder of hardware was stated to be kept at the HM's residence.
3	ANDRO JR.H/S	Imphal East	Three Desktop Computers (PC)	3.01	18-02-11	The school has received the infrastructure but are <b>kept at the Cook's residence</b> .
4	Chadong Jr HS	Ukhrul	Three Desktop Computers (PC)	3.01	08-02-11	The HM stated that complete set of hardware except for <b>the solar power system which was replaced with generator</b> was received and kept at his residence. The school is not electrified.
5	GRIHANG SPM JR HS	Ukhrul	Multiseat Solution Computer Lab	4.60	Not furnished	The HM stated that only one PC, one UPS and one Printer was received and kept at his residence for security reasons. <b>Solar Power system and furniture were not received.</b> The school is not electrified.
<b>Sub - Total</b>				<b>19.82</b>	<b>36%</b>	
<b>Computer Kept at School</b>						
1	MADHUMATI H.S.	Bishnupur	Three Desktop Computers (PC)	3.01	13-04-11	The school has 3 PCs, 2UPS and three tables. <b>Solar power system has not been installed.</b> Only computer room is electrified.
2	Phubala Jr. H/S	Bishnupur	Three Desktop Computers (PC)	3.01	05-04-11	Except for chairs, complete set received. <b>Solar panel was not installed.</b> The school is electrified.
3	Bashikong Jr. HS	Imphal East	Three Desktop Computers (PC)	3.01	27-01-11	The school has the complete set of infrastructure. <b>Solar panel was not installed.</b> The school is electrified.
4	Jai Hind Jr. HS	Imphal East	Three Desktop Computers (PC)	3.01	08-02-11	Complete set except for chairs were received. The school is electrified.
5	Y Tampha Jr HS	Imphal East	Three Desktop Computers (PC)	3.01	15-01-11	The school has the complete set of infrastructure. The school is electrified.
6	NGAIMU JR HS	Ukhrul	Three Desktop Computers (PC)	3.01	08-02-11	The complete set was available except for the solar power supply system which was replaced by a <b>generator set of unknown power and value</b> . Since the school did not have electricity, it is not clear how running cost will be met.
7	Sorde Jr. H/S	Ukhrul	Three Desktop Computers (PC)	3.01	08-02-11	The HM reported that three PCs, UPS, printer, and furniture was received. However the facility could not be put to use as <b>solar power system was not provided</b> and the school is not electrified.
<b>Sub - Total</b>				<b>21.07</b>	<b>39%</b>	
<b>Status not known</b>						
1	Ngaikhong HS	Bishnupur	Multiseat Solution Computer Lab	4.60	Not furnished	The infrastructure available could not be verified as key to the room was stated to be with the Chowkidar who was not traceable.
2	HoomiJR HS	Ukhrul	Multiseat Solution Computer Lab	4.60	Not furnished	The school did not have any computer facility.
3	Ningthi Junior High School	Ukhrul	Multiseat Solution Computer Lab	4.60	Not furnished	The school did not furnish records inspite of being given more than one weeks' time to do so
<b>Sub - Total</b>				<b>13.80</b>	<b>25%</b>	
<b>Grand Total</b>				<b>54.69</b>		

Source: School Visit Report

**Appendix - 1.7**  
(Reference: Paragraph 1.1.7.4.2)

**Categories of trainings required to be conducted as per Intervention No 11 -para 1.9.10 of the Framework for Implementation – 2008**

*10 days in service training for all teachers each year at BRC level and above*  
*10 monthly cluster level meetings & peer group training session for all teachers each year*  
*30 days induction training of newly recruited teachers*  
*60 days on the job in service/distance program for untrained teachers to acquire professional qualification through in-service/distance programmes*  
*10 days training for BRC & CRC Co-ordinators and resource persons each year.*

**Appendix - 1.7A**  
(Reference: Paragraph 1.1.7.4.2)

**Teachers Trained During Period Covered by Review**

SI No	Year	2006-07	2007-08	2008-09	2009-10	2010-11	Total
1	No of teachers as per DISE	13,878	14,321	13,436	13,032	17,307	
2	No of teachers trained	2,500	2,550	2,950	20,061	24,838	52,899
3	Percentage of teachers trained	18%	18%	22%	154%	144%	
4	Expenditure on training (₹ lakh)	35.00	17.85	64.52	125.38	291.8	534.55
5	<sup>3</sup> Cost for training number of teachers recorded in DISE (₹ lakh)				81.45	203.32	284.77
6	<sup>4</sup> Excess expenditure (₹ lakh)				43.93	88.48	132.41

*Source: DISE and data furnished by the State Mission Authority*

<sup>3</sup> {(SI No 4)÷(SI No 2)}×(SI No 1)

<sup>4</sup> (SI No 4) – (SI No 5)

**Appendix - 1.8**  
(Reference: Paragraph 1.1.7.5.2(ii))

**Findings of joint inspection of Slides with officials of SSA**



Sl. No.	Particulars	No of steps	Ladder AB	Height of slide GC	Height of hand rail GH	Slope CD+DE	Average width (CI+EF)÷2	Remark
1	As per specification	6		6ft		14ft	17in i.e., 1ft 5in	
2	Manabali Rongmei P/S	6	5ft 8.5in	4ft 11in	6ft 4in	8ft 2in	1ft 6.75in	Ladder increased by 10in, 2 new steps added & slope increased by 1ft
3	Andro Sanapat P/S	6	6ft 2in	5ft 8.5in	7ft 2in	10ft 11.5in	1ft 6in	Ladder increased by 1ft 5in, 2 new steps added & slope increased by 3ft
4	Phunal Maring Jr HS	6	6ft 2.5in	5ft 10in	7ft 3.5in	10ft 11in	1ft 6.5in	Ladder increased by 1ft 3.5in, 2 new steps added & slope increased by 3ft

**Appendix - 1.9**  
(Reference: Paragraph 1.1.7.5.2(vi))  
**Statement showing Huge stock balance**

Sl. No.	Item	Intervention	Unit Cost	Qty received	Value of stock received	Qty issued	Balance Stock	Value of balance stock
1	School Uniform	Girls Edn, SC/ST, BPL Boys	399	2,10,000	8,37,90,000	1,59,543	50,457	2,01,32,343
2	Rain cost	SC/ST	421	5,374	22,64,236	1,211	4,163	17,54,003
3	School Shoes	SC/ST	397	5,374	21,30,860	1,725	3,649	14,46,875
4	Exercise Books	SC/ST, IED	21	1,76,911	36,26,676	78,311	98,600	20,21,300
5	School Bags	SC/ST, UD, Girls Edn, IED	208	71,148	1,47,98,784	59,288	11,860	24,66,880
	<b>Total</b>			<b>4,68,807</b>	<b>10,66,10,555</b>		<b>1,68,729</b>	<b>2,78,21,402</b>

Source: State Mission Authority Records

**Appendix – 1.10**  
(Reference: Paragraphs 1.1.8.1, 1.1.8.5 & 1.1.8.9.1)

**Statement showing implementation of Mid-Day-Meal at the school level**

**BISHNUPUR DISTRICT**

Sl No	Name of School	Block	Date of visit	Enrolment			Attendance				Mid - Day Meal			
				Pry	U/Pry	Total	Pry	U/Pry	Total	% present	Kitchen shed	Place of serving	Food grain stock (kg)	Remark
1	BISHNUPUR CHINGNING(M) L.P.S	Bishnupur	01-9-11	53		53	38		38	72%	No. MDM Cooked at HM's house	School corridor	About 4 KG kept at HM's house	MDM was stated to have been served upto 27/08/11. On the date of visit there was only one student attended school. Attendance of 27/08/11 was taken to know the indicative attendance of the school. The HM explained that on account of ID, attendance on date of visit was low as most of the students are Muslim.
2	BISHNUPUR CHINGNING K.G. JR. H	Bishnupur	01-9-11		72	72		37	37	51%	No. MDM Cooked outside school premises	School corridor & Class room	Stock exhausted since about one week	MDM not served since about one week
3	BISHNUPUR KHA SANTIPUR (A) L.P	Bishnupur	01-9-11	41		41	16		16	39%	Not usable due to seepage of rain water	Class room	Around 100 kg kept at MH's house	Not served since 23/8/11
4	NACHOU MAMANG AIDED L.P.S	Bishnupur	01-9-11			0			0					The school was closed when the Review Team and officials of the Department reached the school at 12:30 hrs.
5	NINGTHOUKHONG SADAR PATEL H/S	Bishnupur	01-9-11	103	82	185	75	61	136	74%	Yes	School corridor	About 50 Kg	FG last lifted in June. MDM served on day of visit. MDM not served on Saturdays.
6	TOUPOKPI GOVT. JR. H/S	Bishnupur	01-9-11	92	14	106	34	0	34	32%	Yes	School corridor, class room	NIL	<b>Food grain lifted in July '11 finished and MDM served till last working day of August</b>
7	UPOKPI P/S	Bishnupur	01-9-11	22		22	11		11	50%	No. one class room used	Class room	NIL	Not served since 13/8/11
8	BALARAM KHUL P/S	Bishnupur	03-9-11	130		130	96		96	74%	No. Adjoining community hall used	Community Hall	NIL	MDM served till 2/8/11. students bring their own utensils
9	KHOIJUMAN (A) JR. H/S	Bishnupur	03-9-11		39	39		10	10	26%	No, at cook's house	Class room	Around 50kg	MDM served till 29/8/11. Not served on day of visit. Have 10 plates & no glasses. Records could not be produced as clerk was absent.
10	KHOIJUMAN JR. H/S	Bishnupur	03-9-11	98		98	36		36	37%	At new building	Class room	NIL	MDM last served on 20/8/11. 25 kg of food grain allotted per month
11	MADHUMATI H.S.	Bishnupur	03-9-11	101	58	159	62	18	80	50%	Yes. 7.5X10.5 ft	Class room	about 25 kg	MDM served till 29/8/11. Have 70 plates & 50 glasses

12	NAREE KALYAN VIDYALAYA HS	Bishnupur	03-9-11		35	35		21	21	60%	No. Old class room used	School corridor	50 KG at MH's residence	MDM last served on 20/8/11. MDM not served regularly due to regular flooding on school compound. As seen from the attendance of Class VI, there was not classes during July 1 to 13, July 20 to 27, August 12 to 17, 21, 22, 28 & 31
13	NGAIKHONG HIGH SCHOOL HS	Bishnupur	03-9-11	127	74	201	80	36	116	58%	Yes. 8x12 ft	School corridor & Class room	NIL	MDM served 20 days per month. Served till 26/8/11. Food grain last lifted in July.
14	KAKYAI AIDED P/S	Bishnupur	05-9-11	52		52	23		23	44%	Yes. 9.5x11.5 ft	Corridor	NIL	Served till 26/8/11
15	LEIMAPOKPAM MAYAI P/S	Bishnupur	05-9-11	79	0	79	40	0	40	51%	YES	Corridor	20	Served every Saturday, last served on 27/8/2011. At present 1(One) classroom for Class I & II is utilised as granary. Visit day being Holiday (?), no students/teachers were present. Data recorded as furnished by VEC member, chowkidar and cook.
16	MAIBAM LOKPACHING P/S	Bishnupur	03-9-11	26	0	26	15	0	15	58%	No. Two old rooms were utilised	Floor/Corridor	Nil	Last served on 27/08/2011
17	NAMOIKHUL AIDED L.P.S	Bishnupur	05-9-11	52	0	52	10	0	10	19%	Yes. 8x13 ft	Kitchen	NIL	Served for 20 days per month. Last served on 20/08/2011. Total no. of students present as informed by HM as at the time of visit the school was closed and school keys were not available.
18	NGAIKHONG KHUNOU AIDED JR. H/S	Bishnupur	03-9-11											<b>School was closed</b> when Review Party landed at the School at 13:46 Hrs
19	PHOIJING P/S	Bishnupur	03-9-11	49	0	49	0	0	0	0%	NO. 1 Classroom in use.	Kitchen Room	Stock kept at HM's residence. Could not be ascertained as he is absent.	Served for 5 days per week. Last served on 01/09/2011. Reason for Nil attendance as stated by the teachers - MDM was not served on day of visit.
20	Phubala Jr. H/S	Bishnupur	05-9-11	0	131	131		95	95	73%	YES	Classroom	About 120 Kg	Served for 10 days per month. Last served on 03/09/2011
21	SUNUSIPHAI P/S	Bishnupur	05-9-11	35	0	35	10	0	10	29%	YES(12.5x8 sq. ft.), bricks missing above door.	Corridor	About 25 kg. Kept at HM's residence	Served for 10 days per month. MDM served on day of visit.
22	WAROICHING P/S	Bishnupur	05-9-11			0			0		NO			Teachers and students were not present at the time of visit at 12:30 Hrs.



IMPHAL EAST DISTRICT

Sl. No.	Name of School	Block	Dt of visit	Enrolment			Attendance				Mid - Day Meal			
				Pry	U/Pry	Total	Pry	U/Pry	Total	% present	Kitchen shed	Place of serving	Food grain stock (kg)	Remark
1	Challou P/S	Sawombung	18-8-11			0			0					School closed when Review Team reached school at 12:30 PM
2	Chanam Sandrok P/S	Irilbung	19-8-11	52	0	52	38	0	38	73%	Yes, but not good	Classroom	15	
3	Abushidik Jr. HS	Sawombung	17-8-11			0			0					School closed when Review Team reached school at 2 PM
4	ANDRO JR.H/S	Irilbung	19-8-11	160	114	274	104	62	166	61%	Dismantled for construction of building under RMSA	Cook's home	0	Served upto 31/7/11 due to non-availability.
5	Andro Mahengdong PS	Irilbung	19-8-11	81	0	81	12	0	12	15%	No, Classroom in use	Corridor	0	Served upto 6/8/11 due to non-availability.
6	Bashikong Jr. HS	Irilbung	20-8-11	102	64	166	45	18	63	38%	Yes	Kitchen		Claimed to be served daily but was not served on day of inspection
7	BRAHMAPUR GIRLS J.H.S	Irilbung	20-8-11	0	60	60	0	23	23	38%	Yes, Staffroom	Classroom	50	Claimed to be served daily but was not served on day of inspection. Staff room, Kitchen and Foodgrain storage in the same room.
8	HARAOROU COSMOPOLITAN P/S	Sawombung	18-8-11	184	0	184	130	0	130	71%	Yes but not in working condition	Corridor	0	Will not be served for a month due to shortage
9	ITAM NUNGOI P/S	Sawombung	18-8-11	69	0	69	15	0	15	22%	Yes, not in good condition	Classroom	0	Served upto 12/8/11 due to shortage.
10	Jai Hind Jr. HS	Irilbung	17-8-11	266	87	353	92	41	133	38%	Yes	Yes	50	Good
11	KANGLA UKOK P/S	Irilbung	19-8-11	20	0	20	12	0	12	60%	No, Cooked food brought by cook	Classroom		School was closed due to Friday being holiday. <b>Data on MDM and SSA benefits as reported by H/M on 20/8/11 at IE-ZEO-II office.</b>
12	KANTHA NEW P/S	Sawombung	17-8-11	23	0	23	4	0	4	17%	No, Cooked food brought by cook	Corridor	22	
13	KEIBI KHULLEN P/S	Sawombung	18-8-11	99	0	99	16	0	16	16%	Yes	Corridor		Served upto 6/8/11.
14	LAMLAI H/S	Sawombung	20-8-11	0	302	302	0	230	230	76%	Yes, incomplete	Corridor		Served twice in a week.
15	LAMLAI P.S	Sawombung	18-8-11	98	0	98	63	0	63	64%	Yes but not in good condition	Corridor	0	Served upto 12/8/11 due to shortage.
16	P. AGNI GIRLS JR. H/S	Sawombung	17-8-11	56	73	129	10	20	30	23%	One class room utilised	Corridor	80	Cooked food served on day of visit
17	SAGOLMANG P. S	Sawombung	18-8-11	295	0	295	150	0	150	51%	Yes	Corridor	0	Served upto 31/7/11 due to shortage.
18	THARO P/S	Sawombung	17-8-11	35	0	35	7	0	7	20%	Yes, 1 classroom also utilised	School Building	0	Food grain exhausted on date of visit
19	THIYAM KONJIL AWANG LEIKAI P.S	Irilbung	19-8-11	101	0	101	37	0	37	37%	No, hut nearby hired.	Kitchen	10	
20	TOP DUSARA H/S	Irilbung	18-8-11	0	62	62	0	43	43	69%	No, Cooked food brought by cook	Corridor	0	Served upto 8/8/11 with June's allocation due to shortage.

21	Y. Tampha Jr. H/S	Sawombung	20-8-11	160	67	227	90	30	120	53%	Yes, but not good	Corridor	10	
----	-------------------	-----------	---------	-----	----	-----	----	----	-----	-----	-------------------	----------	----	--

**UKHRUL DISTRICT**

SI No	Name of School	Block	Dt of visit	Enrolment			Attendance				Mid - Day Meal			
				Pry	U/Pry	Total	Pry	U/Pry	Total	% present	Kitchen shed	Place of serving	Food grain stock (kg)	Remark
1	SOMDAL NK HS	Ukhrul	19-9-11	48	73	121	41	60	101	83%	Yes - kaccha	Corridor		
2	VEIKHANG JR. H/S	Ukhrul	22-9-11	0	54	54	0	48	48	89%	NO	Corridor	30 KGs	Served 7-8 days per month. FG is sold off at Ukhrul and rebought at Village due to high transportation charges.
3	New Cannan UJB	Ukhrul	22-9-11	61	0	61	28	0	28	46%	YES	Corridor	NIL	Served 3-4 a Year. FG is sold off at Ukhrul and rebought at Village due to high transportation charges. Last served on 05/09/2011.
4	Langdang Phungthar P/S	Ukhrul	23-9-11	52	0	52	9	0	9	17%	YES	Corridor	100 KGs	Served 12 times in a month.
5	Greenland S.V	Ukhrul	22-9-11	71	0	71	8		0	11%	YES	Classroom	10 KGs	Kitchen Shed was used as Anganwadi Center.
6	Hatha S.V	Ukhrul	24-9-11	10	0	10			0	0%				No teachers was present on the day of visit at around 12:00 AM.
7	HoomiJR HS	Ukhrul	20-9-11	21	0	21	0	0	0	0%	YES	Community Hall	NIL	Food grain not lifted since Oct 2010 till date due to transportation problems and ill health in the HM's family. Conversion cost received regularly. Did not have cook since 2010. During 2011, tea and snacks served instead of meal.
8	Luiyainaotang S.V	Ukhrul	22-9-11			0			0					The Review reached the School at 9:00 AM. The school roof was gone and doors broken with weeds inside the school building which was crumbling. There was nobody at site and neighbours said that the School had not been run since a storm blew off the roof.
9	Ngaimu JR HS	Ukhrul	19-9-11	127	62	189	23	22	45	24%	YES	Corridor	300 kg	Children bring their own plates.
10	VPH P/S	Ukhrul	22-9-11	86	0	86	46	0	46	53%	YES	Classroom	165 KGs	Served MDM 10 days per month. Children bring their own plates.
11	PHALANG PS	Phungyar	22-9-11	21	0	21	21	0	21	100%	NO	Corridor	100 KGs	Served MDM 15 days per month. Classroom used as Kitchen Shed. Information based on HM's description.
12	LEINGANGCHING PS	Phungyar	22-9-11	87	0	87	63	0	63	72%	NO	Corridor	50 KGs	Served MDM 2 days per month. Last served on 15/09/2011. FG distributed to poor and needy children @ 2 Kgs/child.

13	Chadong Jr HS	Phungyar	23-9-11	182	84	266	145	67	212	80%	YES	Playground	80 KGs	Served MDM 2times a Year. Last served in 28/06/2011. MDM FG is used to pay salaries of 7 non-regular Teachers.
14	Lamlai (Ramrei) P/S	Phungyar	21-9-11	70	0	70	45		45	64%	YES	Corridor	250 KG	MDM Served for 5 days in a month. Other days tea and poori served. The school has engaged one teacher whose salary is partly met from the school grant and partly by giving food grain out of the allocation for MDM.
15	Sorde Jr. H/S	Phungyar	23-9-11	46	35	81	38	28	66	81%	YES	Corridor	NIL	MDM Served for 18 days per month.
16	GRIHANG SPM JR HS	Kamjong	23-9-11	106	59	165	91	50	141	85%	YES	School Compound.	NIL	Kitchen Shed built by School, in poor condition. MDM served for 18 days per month.
17	PHANGE AIDED PS	Kamjong	Not reported			0			0					
18	Ningthi Junior High School	Kamjong	Not reported			0			0					
19	Kamjong H/S	Kamjong	24-9-11	0	110	110	0	92	92	84%	YES	Classroom	50 KGs	Kitchen Shed built by School, in poor condition. MDM served for 16 days per month.
20	Lakhan P/S	Kamjong	22-9-11	54	0	54	35	0	35	65%	YES	Corridor	NIL	Served MDM 7 days per month. Last served in July, 2011.
21	Pihang P/S	Kamjong	22-9-11	45	0	45	42	0	42	93%	NO	Corridor	NIL	Served MDM 15 days per month. Last served in 13/09/2011.
22	Sampui S.V	Kamjong	22-9-11	50	0	50	30	0	30	60%	YES	Corridor	NIL	Served MDM 10 days per month. Last served in 28/06/2011.
23	Ukhrul Hr. Sec. School	Ukhrul	23-9-11	121	211	332	110	194	304	92%	NO	Classroom	1300 KGs	Served MDM 19 days per month. Last served in 16/09/2011.

